







Issued: 25/06/2020 1:00:00 PM (EDT)

Daily Summary

Weather Threats	Thu Jun 25	Fri Jun 26	Sat Jun 27	Sun Jun 28	Mon Jun 29	Tue Jun 30
Daily Weather Condition						
Sunrise	5:41 AM	5:42 AM	5:42 AM	5:43 AM	5:43 AM	5:44 AM
Sunset	8:37 PM	8:37 PM	8:37 PM	8:37 PM	8:37 PM	8:36 PM
Maximum Temperature (F)	86	90	94	90	89	89
Minimum Temperature (F)	67	64	68	73	71	71
Daily Average Temperature (F)	77	77	81	82	80	80
Maximum Feels Like Temperature (F)	86	90	98	95	90	90
Daily Average Relative Humidity (%)	47	42	50	58	49	51
Maximum Heat Index (F)	86	90	98	95	90	90
Daily Average Heat Index (F)	80	77	83	84	81	80
Daily Wind Gust (mph)	-	20	23	-	-	-
Daily Average Wind Speed (mph)	5	8	10	LV	3	3
Daily Maximum Wind Speed (mph)	8	12	13	4	6	4
Daily Probability of Precipitation (%)	58	-	35	35	-	-
Daily Precipitation Amount (in.)	0.2	0.0	0.08	0.09	0.0	0.0
Daily Precipitation Type	Rain	-	Rain	Rain	-	-

Time		Weather		Temperatures				Winds			Precipitation		
EDT	Cond.	Cloud Cvr. (%)	Temp. (F)	Feels Like (F)	WBGT (F)	Dew Pt. (F)	HeatIdx. (F)	Dir	Spd. (mph)	Gust (mph)	Prob. (%)	Type	Amt. (in.)
Thursday 25/06/2020													
02:00 PM	Mostly Cloudy	66	86	86	80	60	86	SE	6	-	-	-	0.0
03:00 PM	Passing Rain Showers Possible	69	86	86	79	60	86	ESE	7	-	24	Rain	0.0
04:00 PM	Mostly Cloudy	59	83	83	78	61	83	SE	7	-	20	Rain	0.01
05:00 PM	Thunder Showers Possible	92	83	83	76	61	83	S	8	-	28	Rain	0.01
06:00 PM	T-Storms Possible	63	81	82	74	61	82	S	7	-	35	Rain	0.06
07:00 PM	Thunder Showers Possible	63	80	81	73	61	81	SSW	5	-	30	Rain	0.06
08:00 PM	Thunder Showers Possible	53	79	79	73	62	79	S	LV	-	30	Rain	0.05
09:00 PM	Partly Cloudy	20	76	76	72	63	76	SW	LV	-	20	Rain	0.0

Issued: 25/06/2020 1:00:00 PM (EDT)

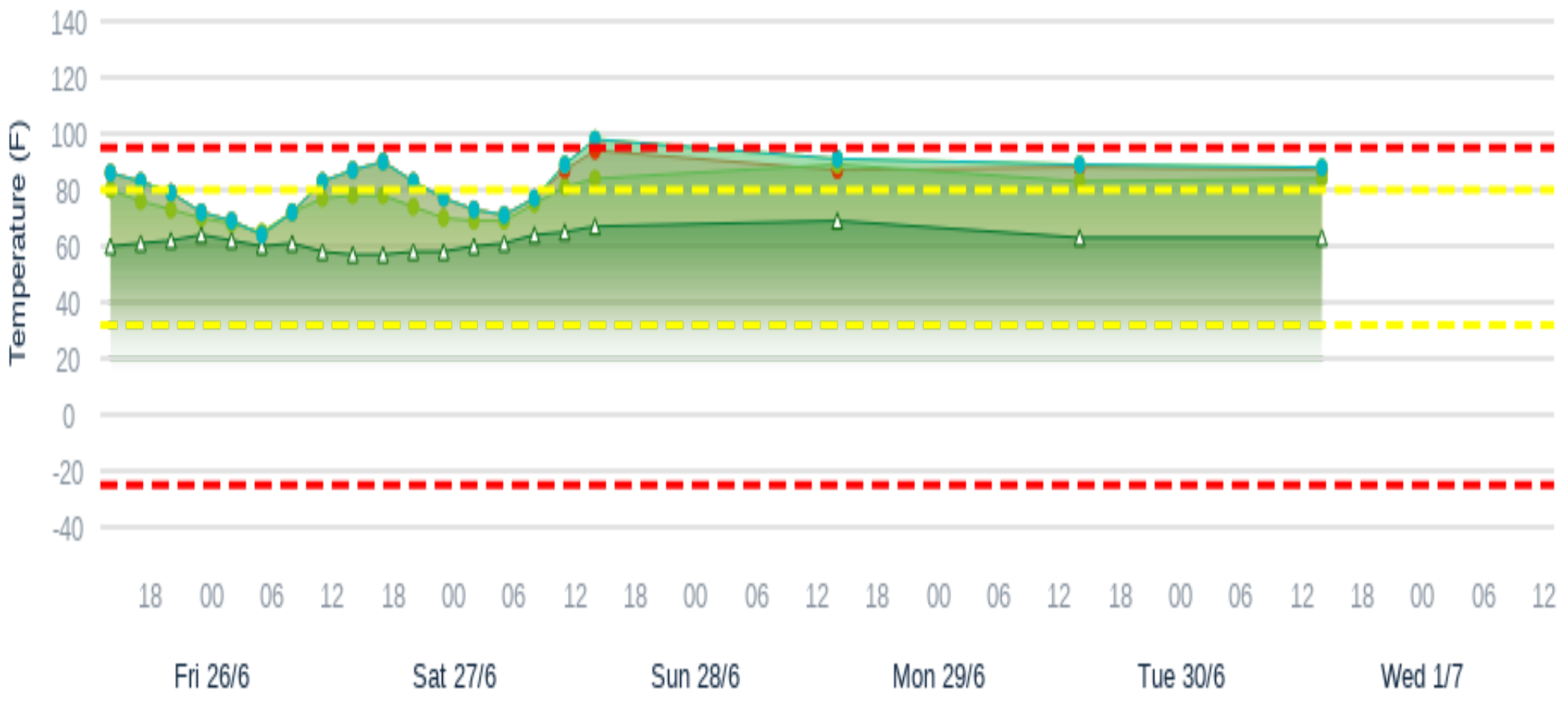
Time		Weather		Temperatures				Winds			Precipitation		
EDT	Cond.	Cloud Cvr. (%)	Temp. (F)	Feels Like (F)	WBGT (F)	Dew Pt. (F)	Heat Idx. (F)	Dir	Spd. (mph)	Gust (mph)	Prob. (%)	Type	Amt. (in.)
10:00 PM	Partly Cloudy	18	74	74	71	63	74	SW	LV	-	20	Rain	0.0
11:00 PM	Partly Cloudy	18	72	72	70	64	72	W	LV	-	20	Rain	0.01
Friday 26/06/2020													
12:00 AM	Clear	18	71	71	69	63	71	W	LV	-	-	-	0.0
01:00 AM	Clear	16	70	70	69	63	70	W	3	-	-	-	0.0
02:00 AM	Clear	16	69	69	68	62	69	WNW	LV	-	-	-	0.0
03:00 AM	Clear	15	68	68	67	61	68	W	3	-	-	-	0.0
04:00 AM	Clear	16	67	67	66	60	67	W	3	-	-	-	0.0
05:00 AM	Clear	12	64	64	65	60	64	W	5	-	-	-	0.0
06:00 AM	Partly Cloudy	21	66	66	68	60	66	W	3	-	-	-	0.0
07:00 AM	Partly Cloudy	22	69	69	71	61	69	W	3	-	-	-	0.0
08:00 AM	Sunny	19	72	72	72	61	72	W	6	-	-	-	0.0
09:00 AM	Sunny	19	76	76	74	60	76	WNW	7	-	-	-	0.0
10:00 AM	Partly Cloudy	22	80	81	76	59	81	W	8	-	-	-	0.0
11:00 AM	Partly Cloudy	21	83	83	77	58	83	W	9	-	-	-	0.0
12:00 PM	Partly Cloudy	24	84	84	77	58	84	W	9	-	-	-	0.0
01:00 PM	Partly Cloudy	31	85	85	78	58	85	W	9	-	-	-	0.0
02:00 PM	Partly Cloudy	29	87	87	78	57	87	W	10	-	-	-	0.0
05:00 PM	Partly Cloudy	27	90	90	78	57	90	W	10	-	-	-	0.0
08:00 PM	Partly Cloudy	35	83	83	74	58	83	W	3	-	-	-	0.0
11:00 PM	Partly Cloudy	31	77	77	70	58	77	WSW	3	-	-	-	0.0
Saturday 27/06/2020													
02:00 AM	Partly Cloudy	34	73	73	69	60	73	W	3	-	-	-	0.0
05:00 AM	Mostly Cloudy	55	71	71	69	61	71	W	5	-	-	-	0.0
08:00 AM	Mostly Cloudy	60	77	77	75	64	77	WSW	7	-	-	-	0.0
11:00 AM	Mostly Cloudy	51	87	89	81	65	89	WSW	12	20	-	-	0.0
02:00 PM	Partly Cloudy	36	94	98	84	67	98	WSW	12	20	91	-	0.15

Issued: 25/06/2020 1:00:00 PM (EDT)

Time		Weather		Temperatures				Winds			Precipitation		
EDT	Cond.	Cloud Cvr. (%)	Temp. (F)	Feels Like (F)	WBGT (F)	Dew Pt. (F)	Heat Idx. (F)	Dir	Spd. (mph)	Gust (mph)	Prob. (%)	Type	Amt. (in.)
Sunday 28/06/2020													
02:00 PM	T-Storms Possible	69	87	91	89	69	91	W	LV	-	57	Rain	0.04
Monday 29/06/2020													
02:00 PM	Partly Cloudy	46	88	89	83	63	89	NNW	4	-	-	-	0.0
Tuesday 30/06/2020													
02:00 PM	Mostly Cloudy	55	87	88	84	63	88	NNE	3	-	49	-	0.02

Issued: 25/06/2020 1:00:00 PM (EDT)

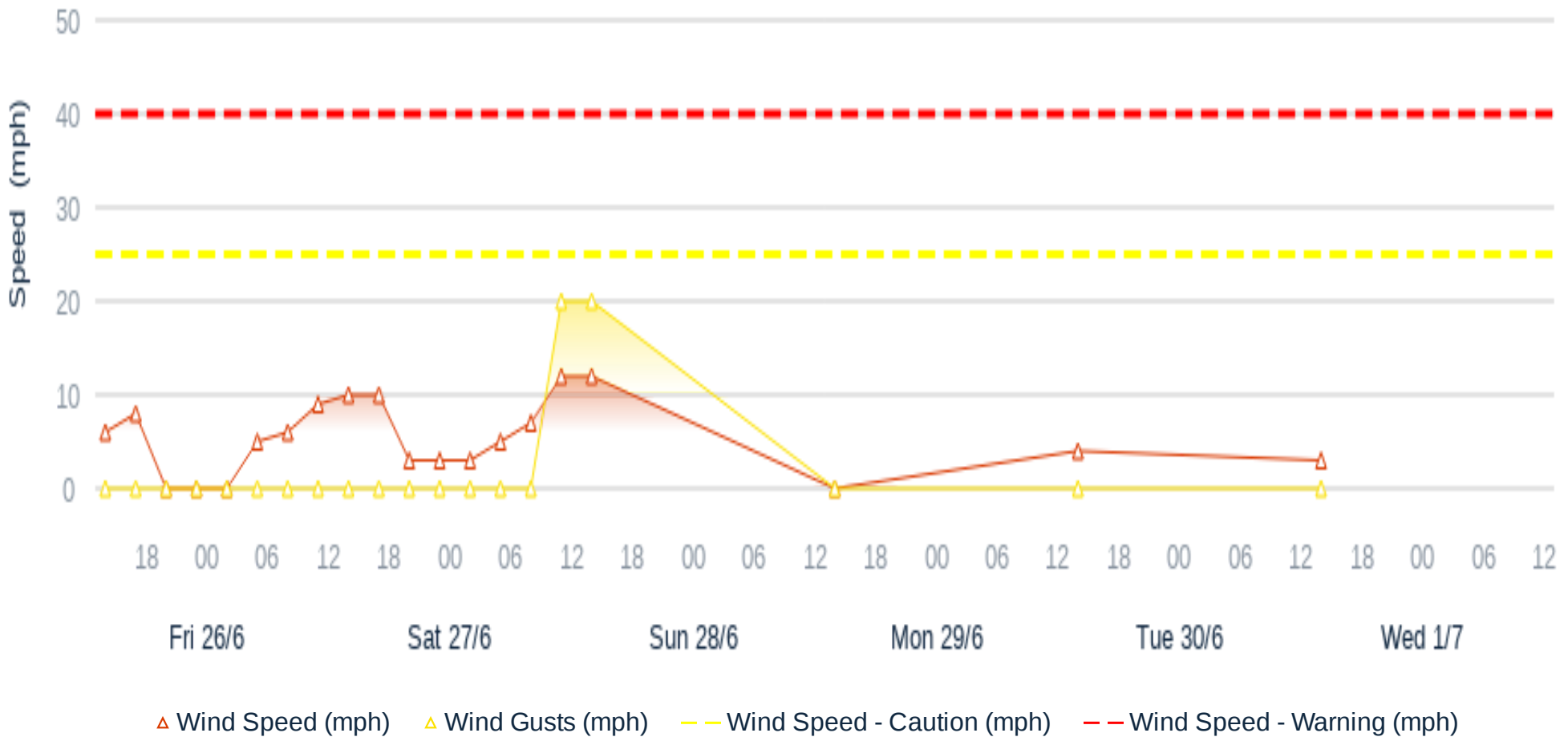
Temperatures



- Temperature (F)
- Feels Like Temperature (F)
- Wet Bulb Globe Temperature (F)
- △ Dew Point (F)
- Heat Index (F)
- - - Temperature - Caution (F)
- - - Temperature - Warning (F)

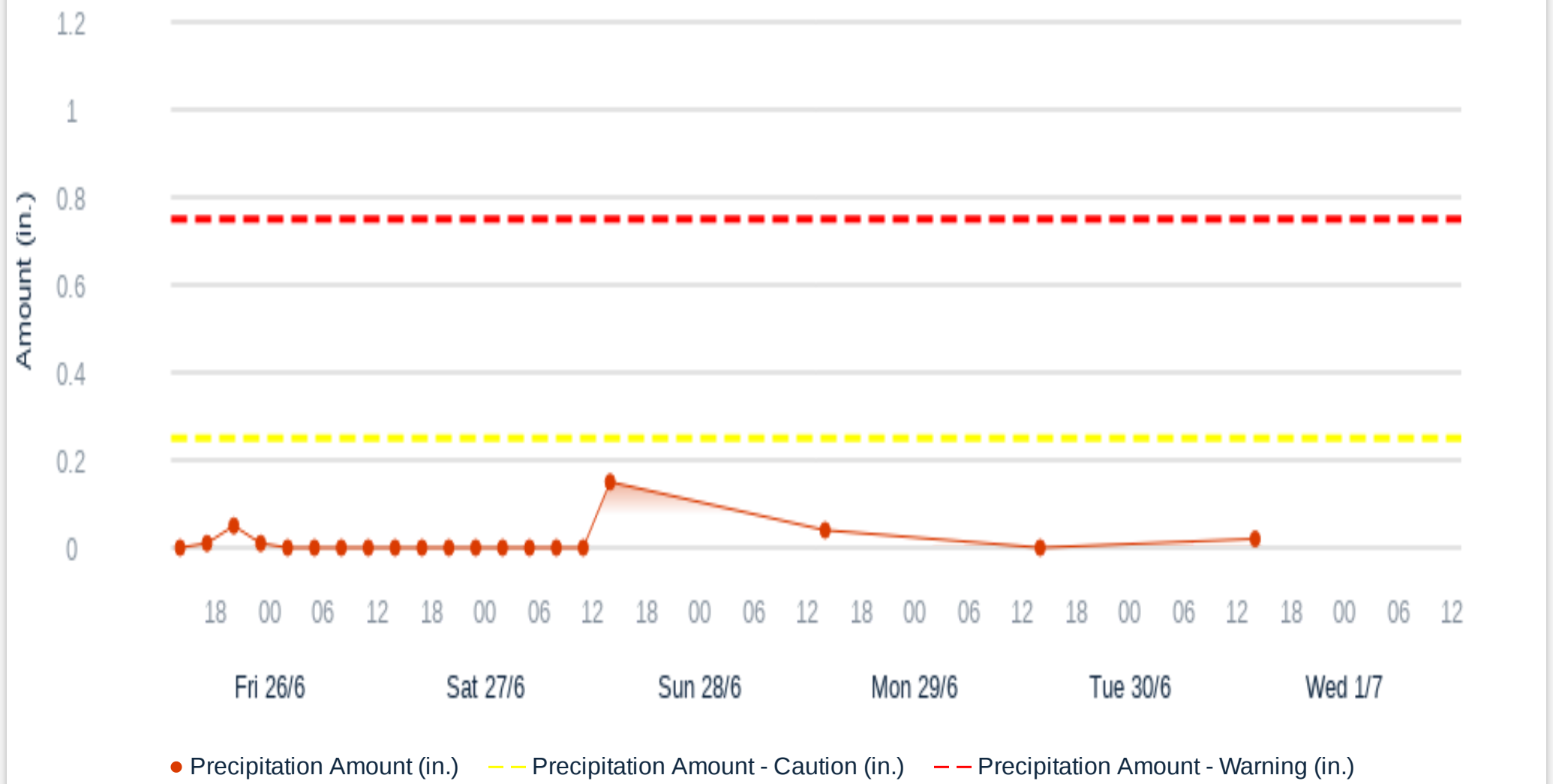
Issued: 25/06/2020 1:00:00 PM (EDT)

Winds



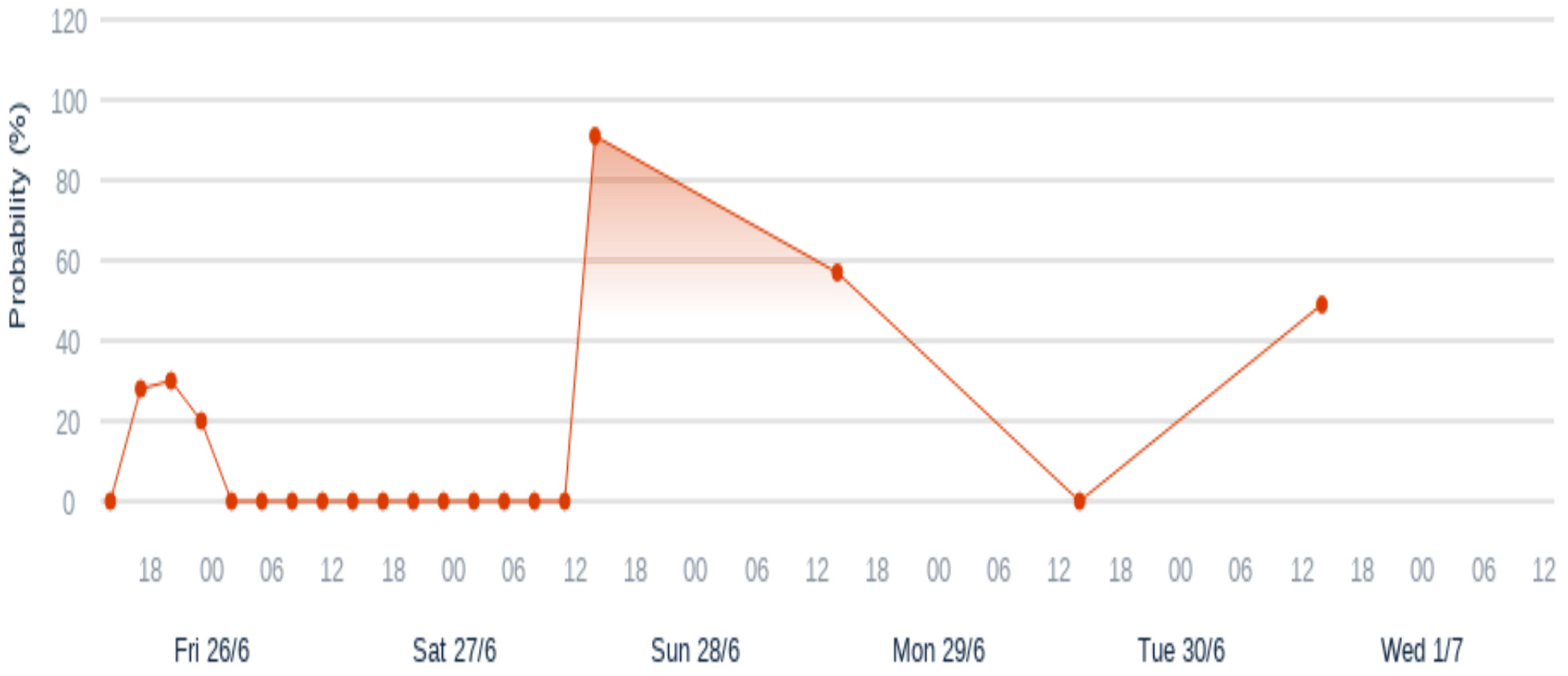
Issued: 25/06/2020 1:00:00 PM (EDT)

Precipitation



Issued: 25/06/2020 1:00:00 PM (EDT)

Probability of Precipitation



● Probability of Precipitation (%)

Issued: 25/06/2020 1:00:00 PM (EDT)

Threshold Legend

Weather Threat	Warning-Low	Caution-Low	Caution-High	Warning-High
Temperature (F)	-25.0	32.0	80.0	95.0
Feels Like Temperature (F)	10.0	20.0	95.0	110.0
Wet Bulb Globe Temperature (F)	10.0	20.0	90.0	100.0
Dew Point (F)	20.0	30.0	75.0	85.0
Heat Index (F)			95.0	110.0
Maximum Temperature (F)	-25.0	32.0	80.0	95.0
Minimum Temperature (F)	-25.0	32.0	80.0	95.0
Daily Average Temperature (F)	-25.0	32.0	80.0	95.0
Maximum Feels Like Temperature (F)	10.0	20.0	95.0	110.0
Daily Average Relative Humidity (%)			30.0	80.0
Maximum Heat Index (F)			95.0	110.0
Daily Average Heat Index (F)			95.0	110.0
Wind Speed (mph)			25.0	40.0
Wind Gusts (mph)			30.0	50.0
Daily Wind Gust (mph)			30.0	50.0
Daily Average Wind Speed (mph)			25.0	40.0
Daily Maximum Wind Speed (mph)			25.0	40.0
Probability of Precipitation (%)			40.0	60.0
Precipitation Amount (in.)			0.25	0.75
Daily Probability of Precipitation (%)			40.0	60.0
Daily Precipitation Amount (in.)			0.0	0.2

Parameter Definitions

[Click here](#) to visit the WSO Academy for definitions of the forecast parameters provided on this Report.